

Renewal Parts
I-T-E Medium-Voltage
Power Circuit Breakers

Type 5HK350
1200, 2000, 3000 Amperes
5000 Volts



Table of Contents

Description	Page	Description	Page
Arc Chute Assembly	5	Auxiliary Switch Assembly	11
Arc Chute Return Connection	5	Undervoltage Trip Device	11
Stationary Contact and Upper Terminal Assembly	5	Latch Check Switch Assembly	13
Moving Contact and Lower Terminal Assembly	5	Latch Check Switch	13
Moving Arcing Contact	7	Resistor Assembly	13
Moving Main Contact	7	Secondary Disconnect Assembly-Moving	13
Primary Disconnect Assembly	7	Secondary Disconnect Assembly-Stationary	13
Puffer Piston Assembly	9	Hardware and Retainer Kit	13
Pushrod Assembly (outer pole)	9	Lower Terminal Support Insulator	13
Pushrod Assembly (center pole)	9	Rear Barrier Molding (Gas Shield)	13
Operating Mechanism Assembly	9	Accessory Kit	15
Spring Charging Motor Assembly	11	Slow Close Bracket	15
Close Coil Assembly	11	Manual Charge Handle	15
Trip Coil Assembly	11	Racking Crank	15
Control Device Assembly	11	5th Wheel Assembly	15
Motor Disconnect Switch	11	Lifting Yoke Assembly	15
Electrical Close/Trip Switch	11	Arc Chute Lifting Plate	15
Operation Counter	11	Arc Chute Tilt Support	15

General Notes

1. Recommended quantities are as follows:

DOMESTIC OR NORMAL DUTY APPLICATIONS:

One (1) recommended set for each ten (10) breakers or fraction thereof installed for each rating. Any portion or all of the additional parts may be ordered in the same ratio.

FOREIGN OR HEAVY DUTY APPLICATIONS:

One (1) recommended and one (1) additional set for each five (5) breakers or fraction thereof installed for each rating.

2. The parts listed cover an indefinite period of time. With normal maintenance, replacement will be infrequent.


3. An assortment of special hardware used on this circuit breaker is available as a kit. Order hardware Kit No. 709712-T1.

4. Where continuity of service is mandatory, a spare breaker is recommended.


Ordering Instructions

1. Specify serial number from breaker nameplate, in addition to part description and ordering number.
2. State control voltage when ordering coils, resistors and motor.


The illustrations and ordering numbers in this bulletin are furnished only to serve as a guide in the identification of assemblies and parts, and do not purport to cover all details or variations in equipment.




Front View-5HK350-1200-2000A



Rear View-5HK350-1200-2000A



Front View-5HK350-3000A
(Arc Chute Assembly removed)



Operating Mechanism Assembly



Rear View-5HK350-3000A
(Arc Chute Assembly removed)



1A



1B



2A



2B



3A



3B

Description Of Part Or Assembly	Fig. Ref.	Quantity Per Breaker			Ordering Number
		1200A	2000A	3000A	
Arc Chute Assembly	1A 1B	3	3	3	192927-T8 180893-T2
Arc Chute Return Connection	2A 2B	3	3	3	196659-A 197685-A
Stationary Contact & Upper Terminal Assembly	3A	3			194145-T2
	3A		3		194145-T3
	3B			3	197737-T1
Moving Contact & Lower Terminal Assembly	4A	3			194136-T13
	4B		3		194136-T14
	4C			3	198905-T7





5A



5B



6A



6B



6C



7A


Description Of Part Or Assembly	Fig. Ref.	Quantity Per Breaker			Ordering Number
		1200A	2000A	3000A	
Moving Arcing Contact	5A	3	3		193774-K1
	5B			3	193726-K1
Moving Main Contact	6A	3	3		193734-K3
	6B			3	194016-K1 (LH)
	6C			3	194016-K2 (RH)
Primary Disconnect Assembly	7A	6			191916-T5
	7B		6		191916-T8
	7C			6	191916-T11



7B



7C




8A



8B




9A



9B





9C



9D

Description Of Part Or Assembly	Fig. Ref.	Quantity Per Breaker			Ordering Number
		1200A	2000A	3000A	
Puffer Piston Assembly	8A 8B	3	0	1	193989-T2 192905-T3
Pushrod Assembly (outer pole)	9A 9C	2	2	2	192100-K1 199194-K1
Pushrod Assembly (center pole)	9B 9D	1	1	1	192100-K6 109194-K2
Operating Mechanism Assembly (Less Coils and Motor)	10 10	1	1	1	194111-T4 194111-T5






Description Of Part Or Assembly	Fig. Ref.	Quantity Per Breaker			Ordering Number
		1200A	2000A	3000A	
Spring Charging Motor Assembly					
48V DC	11	1	1	1	709799-T13
125V DC	11	1	1	1	709799-T11
250V DC	11	1	1	1	709799-T12
110/120V AC	11	1	1	1	709799-T11
208/240V AC	11	1	1	1	709799-T12
Close Coil Assembly					
48V DC	12	1	1	1	191920-T4
125V DC	12	1	1	1	191920-T14
250V DC	12	1	1	1	191920-T3
110/120V AC	12	1	1	1	191920-T5
208/240V AC	12	1	1	1	191920-T6
Trip Coil Assembly					
48V DC	12	1	1	1	191920-T4
125V DC	12	1	1	1	191920-T14
250V DC	12	1	1	1	191920-T3
110/120V AC	12	1	1	1	191920-T5
208/240V AC	12	1	1	1	191920-T6
Control Device Assembly					
48V DC	13	1	1	1	191921-T8
125V DC	13	1	1	1	191921-T6
250V DC	13	1	1	1	191921-T7
110/120V AC	13	1	1	1	191921-T10
208/240V AC	13	1	1	1	191921-T11
Motor Disconnect Switch	14	1	1	1	703270-A
Electrical Close/Trip Switch (when used)	15	1	1	1	712780-A
Operation Counter	16	1	1	1	140522-C
Auxiliary Switch Assembly (4 Contact)	17	1	1	1	700034-K1
Undervoltage Trip Device (when used)					
48V DC	18	1	1	1	197909-T6
125V DC	18	1	1	1	197909-T7
250V DC	18	1	1	1	197909-T8
110/120V AC	18	1	1	1	197909-T9
208/240V AC	18	1	1	1	197909-T10



17



18



19



20



21



22



23



24

Description Of Part Or Assembly	Fig. Ref.	Quantity Per Breaker			Ordering Number
		1200A	2000A	3000A	
Latch Check Switch Assembly (when used)	19	1	1	1	191924-T3
Latch Check Switch (when used)	20	1	1	1	191545-A
Resistor Assembly (when used) 120V AC 240V AC	21	1	1	1	194124-T15
	21	1	1	1	194124-T16
Secondary Disconnect Assembly—Moving	22	2	2	2	703153-K5
Secondary Disconnect Assembly—Stationary	23	1	1	1	834836-T1
Hardware & Retainer Kit	24	1	1	1	709712-T1
Lower Terminal Support Insulator	25	—	—	1	157173-K1
Rear Barrier Molding (Gas Shield)	26	—	—	3	165381-K2



25



26



30A



30B




31



32



33



34

Description Of Part Or Assembly	Fig. Ref.	Quantity Per Breaker			Ordering Number
		1200A	2000A	3000A	
Accessories					
Accessory Kit	30-35	1	1	—	160800-T1
	30-36	—	—	1	160800-T3
(Order Individual Accessories As Required)					
Slow Close Bracket	30A	1	1	—	194147-T10
	30B	—	—	1	194147-T9
Manual Charge Handle	31	1	1	1	187912-A
Racking Crank	32	1	1	1	160800-T9
8th Wheel Assembly	33	1	1	1	160800-T6
Lifting Yoke Assembly	34	1	1	1	160800-T7
Arc Chute Lifting Plate	35	1	1	1	195346-T1
Arc Chute Till Support	36	—	—	3	160800-T5



35



36

BBC
BROWN BOVERI

BBC Brown Boveri, Inc.

Circuit Breaker Division
W. Columbia, SC 29169

Supersedes Issue A
Printed in U.S.A. 2M 1286



NATIONAL SWITCHGEAR