







## MVS 5/15/25/38 kV Load Interrupter Switchgear Common Replacement Parts

Renewal Parts



New Information

### Replacement Capabilities

Table 1. Replacement Parts


Description	Part Description	Qty. per Switch	Style Number	
<b>Switch Pole Assemblies — Three-Pole Set Includes Main and Flicker Blades, Break Jaws, Arc Chutes and Adjustment Tool Kit</b>				
	<b>60 kV BIL or 95 kV BIL</b> 5 and 15 kV — 600 A 5 and 15 kV — 1200 A	1 set 1 set	<b>7278A27G01</b> <b>7278A27G02</b>	
	<b>125 kV BIL or 150 kV BIL</b> 25 and 38 kV — 600 A	1 set	<b>7278A27G05</b>	
<b>Arcing Contact Assemblies — Three-Pole Set Includes Flicker Blades and Arc Chutes. Kit is Not Required When Switch Pole Assemblies Above are Ordered</b>				
	<b>60 kV BIL or 95 kV BIL</b> 5 and 15 kV — 600 A 5 and 15 kV — 1200 A	1 set 1 set	<b>7278A27G06</b> <b>7278A27G07</b>	
	<b>125 kV BIL or 150 kV BIL</b> 25 and 38 kV — 600 A	1 set	<b>7278A27G08</b>	
<b>Drive Rod Link (Polyester) — Set of Three</b>				
	5 kV (60 kV BIL)	1 set	<b>7278A27G09</b>	
	15 kV (95 kV BIL)	1 set	<b>7278A27G10</b>	
	25 and 38 kV (125 kV BIL or 150 kV BIL)	1 set	<b>7278A27G12</b>	
<b>Finned Bus Support — One Each</b>				
	<b>Nylon</b> 36.00-Inch (914.4 mm) Wide 3-Phase Bus Brace 2-Phase Bus Brace	1 each 1 each 1 each	<b>260C003H01</b> <b>260C005H01</b> <b>260C005H03</b>	
	 <b>3-Phase Bus Brace</b>	<b>Epoxy</b> 36.00-Inch (914.4 mm) Wide 3-Phase Bus Brace	1 each 1 each	<b>260C003H11</b> <b>260C005H11</b>
		2-Phase Bus Brace	1 each	<b>260C003H13</b>
<b>Insulators — One Each</b>				
	<b>60 kV BIL</b> 5 kV Glass Polyester 5 kV Porcelain 5 kV Epoxy	as req. as req. as req.	<b>4892A97H03</b> <b>4892A97H05</b> <b>4892A97H07</b>	
	<b>95 kV BIL</b> 15 kV Glass Polyester 15 kV Porcelain 15 kV Epoxy	as req. as req. as req.	<b>4892A97H04</b> <b>548D235G07</b> <b>4892A97H08</b>	
	<b>125 kV BIL or 150 kV BIL</b> 25 and 38 kV Porcelain 25 and 38 kV Epoxy 25 and 38 kV Polykeram	as req. as req. as req.	<b>1707C41G01</b> <b>4892A97H18</b> <b>4892A97H17</b>	

Replacement Parts (Continued)

Description	Part Description	Qty. per Switch	Style Number
<b>Removable Handle</b>			
	All Ratings	1 each	<b>7274A49H01</b>
<b>Switch Spring Mounted Assembly — Fault Close Rating</b>			
	5 – 15 kV — 40 kA	1 set	<b>7278A27G16</b>
	5 – 15 kV — 61 kA	1 set	<b>7278A27G18</b>
	25 kV — 20 kA	1 set	<b>7278A27G19</b>
	25 kV — 40 kA	1 set	<b>7278A27G20</b>
	25 kV — 60 kA	1 set	<b>7278A27G21</b>
	38 kV — 20 kA 38 kV — 30 kA	1 set 1 set	<b>7278A27G22</b> <b>7278A27G23</b>
<b>Switch or Fuse Barrier Assembly</b>			
	<b>Switch Barrier Assembly</b> 5 and 15 kV 25 and 38 kV	1 set 1 set	<b>7278A27G24</b> <b>7278A27G25</b>
	<b>Fuse Barrier Assembly</b> 15 kV (MVS Design) 25 and 38 kV	1 set 1 set	<b>7278A27G43</b> <b>7278A27G27</b>
<b>Open Close Indicator/Interlock Cam</b>			
	For Lock Open/Close or Lock Open Only	1 each	<b>220C934G01</b>
	For Lock Close Only	1 each	<b>220C934G02</b>
<b>Auxiliary Switch Assembly</b>			
	5 NO and 5 NC Contacts	1 each	<b>7278A27G28</b>
<b>Switch Adjustment Tool Kit</b>			
	5 kV 15 kV 25 and 38 kV	1 each 1 each 1 each	<b>221C113G03</b> <b>221C113G04</b> <b>221C113G02</b>



MVS 5/15/25/38 kV Load Interrupter Switchgear Common Replacement Parts

Table 1. Replacement Parts (Continued)

Description	Part Description	Qty. per Switch	Style Number
<b>Fuse Live Part Kit</b>			
	Non-Disconnect ①	1 each	98A1125G22
	RBA200 5 kV	1 each	98A1125G23
	RBA400 5 kV	1 each	98A1125G24
	RBA400 15 kV	1 each	98A1125G25
	RBA800 5 kV	1 each	98A1125G26
	RBA800 15 kV	1 each	98A1125G27
	CLE-1 5 kV	1 each	98A1125G03
	CLE-1 15 kV	1 each	98A1125G04
	CLE-2 5 kV	1 each	98A1125G05
	CLE-2 15 kV	1 each	98A1125G06
	CX 5 kV	1 each	98A1125G09
	CX 15 kV	1 each	98A1125G10
	CXN-1 5 - 15 kV ②	1 each	98A1125G11
	CXN-1 5 - 15 kV ③	1 each	98A1125G12
CXN-2 5 - 15 kV ④	1 each	98A1125G13	
CXN-2 5 - 15 kV ⑤	1 each	98A1125G14	

- ① Three-Phase — Top and Bottom.
- ② Single Barrel — 3-inch Diameter.
- ③ Single Barrel — 4-inch Diameter.
- ④ Double Barrel — 3-inch Diameter.
- ⑤ Double Barrel — 4-inch Diameter.

Replacement Parts (Continued)

Description	Part Description	Qty. per Switch	Style Number
<b>Space Heaters — Voltage Shown is Half Rated Voltage</b>			
	125 V	as req.	7497A69H01
	250 V	as req.	7497A69H02
<b>Shunt Trip Coil</b>			
	48 Vdc	1 each	7278A78H01
	125 Vdc	1 each	7278A78H02
	250 Vdc	1 each	7278A78H03
	115 Vac	1 each	7278A78H04
	230 Vac	1 each	7278A78H05
	CAP TRIP	1 each	7278A78H06

Other Replacement Parts

Other replacement parts are available but shall be considered on a job-by-job basis.

Include switch nameplate information located behind the switch operating handle access door with any correspondence. Be sure this includes the "GW" or "SM" number.

Eaton Electrical Inc.  
 1000 Cherrington Parkway  
 Moon Township, PA 15108-4312  
 USA  
 tel: 1-800-525-2000  
 www.EatonElectrical.com

