

# Magnum DS switchgear common replacement parts

## Switchgear components

Table 1. Overhead lifter


Item	Description	Style number
	Magnum DS® switchgear overhead lifter	8651C91G01
	MDSL breaker frame	8651C91G11
	MDS short overhead lifter	8651C91G13

Table 2. Breaker lifting yokes


Item	Description	Style number
	Magnum DS breaker lifting yoke for 3P MDS breakers	8651C91G02
	Magnum DS breaker lifting yoke for 3P MDSL breakers	8651C91G04
	Magnum DS breaker lifting yoke for 6P MDS breakers	8651C91G05
	Magnum DS breaker lifting yoke for 4P MDS breakers	8651C91G07
	Magnum DS breaker lifting yoke for 8P MDS breakers	8651C91G08
	Magnum DS breaker lifting yoke for 3P MDN breakers	8651C91G09
	Magnum DS breaker lifting yoke for 4P MDN breakers	8651C91G10
	Magnum DS breaker lifting yoke for 6P MDN breakers	8651C91G15
	NRX breaker lifting yoke	8651C91G04
	NRX breaker lifting yoke	8651C91G05
	Magnum DS breaker lifting yoke for 3P MDS breakers in a non-walk-in NEMA® 3R	9259C07G01
	Magnum DS breaker lifting yoke for 3P MDS breakers in a non-walk-in NEMA 3R	9259C07G02
	Magnum DS breaker lifting yoke for 6P MDN breakers in a non-walk-in NEMA 3R	9259C07G03

Table 3. Hand crank

Item	Description	Style number
	Hand crank for Magnum DS switchgear overhead lifter	9250C52H09

Table 4. Magnum DS breaker lifter rail front



Item	Description	Style number
	Magnum DS 22-inch (1 section)	MABMAFFGFF
	Magnum DS 44-inch (2 sections)	MABMAAFGFF
	Magnum DS 66-inch (3 sections)	MABMAAGFF
	Magnum DS 88-inch (4 sections)	MABMAAGAF
	Magnum DS 104-inch (5 sections)	MABMAAGAA

Table 5. Portable lift truck

Item	Description	Style number
	Portable lift truck	6727D63H20



Powering Business Worldwide

Table 6. Trip unit test kits





Item	Description	Style number
	Amptector® test kit with DS/DSII Digitrip 510, 610, 810 and 910 adapter	8779C02G02
	Digitrip adapter for 510, 610, 810 and 910 trip units	8779C02G03
	Amptector test kit	140D481G03
	MTK2000	87C0270G04

Table 7. Magnum DS breaker test kit handle


Item	Description	Style number
	Magnum DS test kit handle	5D28003G01

Table 8. Magnum DS breaker test cabinet


Item	Description	Style number
	Breaker test cabinet 120V	9253C25G01
	Breaker test cabinet 240V	9253C25G02
	Breaker test cabinet with capacitor trip 120 Vac	9253C25G03
	Magnum DS test breaker plug	9253C25G04

Table 9. Magnum DS switchgear drawout cassette



Item	Description	Style number
	Magnum DS switchgear drawout cassette 800A with or without secondary terminals	MABECBAG0D
	Magnum DS switchgear drawout cassette 1600A with or without secondary terminals	MABECBAG0D
	Magnum DS switchgear drawout cassette 2000A with or without secondary terminals	MABECBAG0D

Table 10. Magnum DS switchgear magnetic door cover

Item	Description	Style number
	Magnetic door cover (for hole in door when breaker is removed from cell)	9250C50G01

Table 11. Magnum DS switchgear winged handle for Magnum DS breaker door

Item	Description	Style number
	Magnum DS switchgear winged handle for breaker door with key lockable wing knob	1A85290G22
	Magnum DS switchgear winged handle for breaker door with padlockable wing knob	1A85290G20

Motor starter components

Table 12. Magnum DS cell compartment heater





Item	Description	Style number
	Magnum DS cell compartment heater 120V, 95W/250V, 250W	7497A69H04


Table 13. Magnum DS switchgear secondary disconnect terminal block

Item	Description	Style number
	Magnum DS switchgear secondary disconnect terminal block assembly	25A3642G01

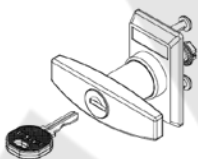
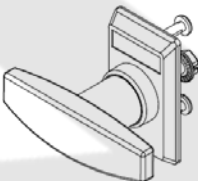
**Table 14. Magnum DS switchgear cassette, 6-point secondary terminal block**

Item	Description	Style number
	(A1–A6), includes wires	25A3644G01
	(A7–A12), includes wires	25A3644G02
	(A13–A15, B1–B3), includes wires for connecting to 30-point, stationary A-block	25A3644G03
	(B4–B9), includes wires	25A3644G04
	(B10–B15), includes wires	25A3644G05
	(C1–C8), includes wires	25A3644G06
	(A16–A21), includes wires	25A3644G07
	(A22–A27), includes wires	25A3644G08
	(A28–A30, B16–B18), includes wires	25A3644G09
	(B19–B24), includes wires	25A3644G10
	(B25–B30), includes wires	25A3644G11
	(C7–C12), includes wires	25A3644G12
	Magnum DS switchgear cassette, quantity: 2, 6-point secondary terminal blocks for cell switches, (C1–C6 and C7–C12), wires not included	25A3645G01


**Table 15. Remote racking devices**

Item	Description	Style number
	MRR1000	9259C80G01

**Table 16. Magnum DS switchgear handles**

Item	Description	Style number
	T-handle door handle—locking	151B590H12
	T-handle door handle—non-locking	151B590H11


**Table 17. Breaker control switches**

Item	Description	Style number
	E34 breaker control switch	E34VMBL7

**Table 18. Remote operator devices**

Item	Description	Style number
	Pushbutton (2 button) with cable control	1C15983G01
	Receptacle and cap	1C15983G04

**Table 19. 1-neutral current sensor**

Item	Description	Style number
	Required for ground fault—200A	9253C03H01
	Required for ground fault—250A	9253C03H02
	Required for ground fault—300A	9253C03H03
	Required for ground fault—400A	9253C03H04
	Required for ground fault—600A	9253C03H05
	Required for ground fault—630A	9253C03H14
	Required for ground fault—800A	9253C03H06
	Required for ground fault—1000A	9253C03H07
	Required for ground fault—1200A	9253C03H08
	Required for ground fault—1250A	9253C03H15
	Required for ground fault—1600A	9253C03H09
	Required for ground fault—2000A	9253C03H10
	Required for ground fault—2500A	9253C03H11
	Required for ground fault—3000A	9253C03H12
Required for ground fault—3200A	9253C03H13	

